

Verizon Partner Solutions Exchange

August Release Notes

**Verizon Partner Solutions Exchange Portal Training Team
8.25.24**



Table of contents

Product Package: Internet Dedicated Services & Fixed Wireless Access (FWA) Package	3
• Introduced the “Shop by Package” capability to streamline the quoting and ordering process when combining Internet Dedicated+ or Internet Dedicated Ethernet with FWA in a backup or active secondary line configuration.	
Internet Dedicated+ Ordering Enhancement	6
• Added options on the Order Configuration to choose the exact IPv4 or IPv6 allocation for the IP address and capture Peer Group and Customer Autonomous System Number (ASN) information required for provisioning the order.	
Delivery Worklist (Beta Release)	8
• View the status of all pending orders across a company in one worklist, both portal and API orders submitted in Verizon Partner Solutions Exchange, and orders submitted via Legacy systems. In addition, a report of completed and canceled orders can be downloaded.	
Network Management: Inventory	10
• Provided a list of circuits impacted by decommissioning activity for services purchased through Verizon Business and former XO entities. In addition, customers can view all their decommissioning notifications and initiate an information request or inquiry to Verizon as needed.	
User Experience Improvements	12
• Hamburger Menu (☰) - Repair section was added to start actions from the menu.	
• Order Requests - Orders previously found on the Request Worklist are now included on the Order Worklist, and have milestones available.	

Product Package

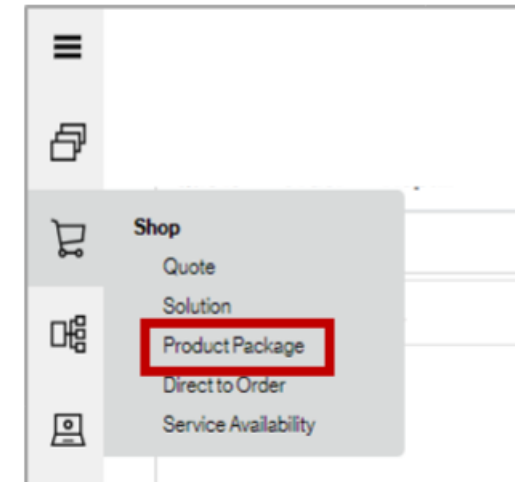
Internet Dedicated Services & Fixed Wireless Access (FWA)

Internet Dedicated Services & Fixed Wireless Access (FWA) Package

Introduced the “Shop by Package” capability to streamline the quoting and ordering process when combining Internet Dedicated+ or Internet Dedicated Ethernet with FWA in a backup or active secondary line configuration.

Things to Know

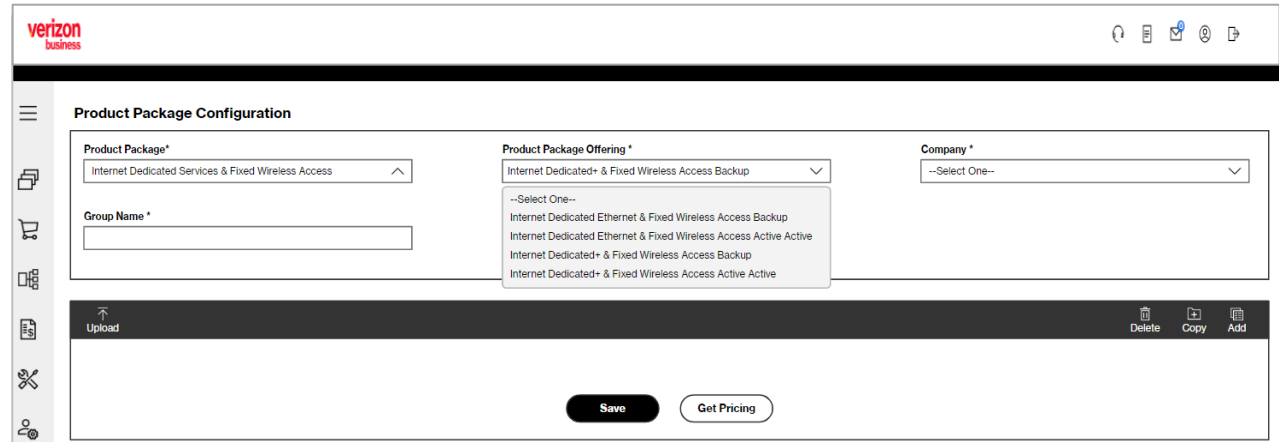
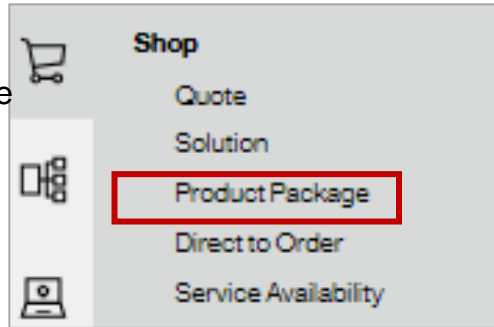
- A “Package Quote” must be submitted prior to creating an order
- When submitting a package quote to order, two orders will be generated (one per product). Either order can be worked first.
- Refer to the Internet Dedicated Services & Fixed Wireless Access (FWA) Package Job Aid for step by step instructions.



Internet Dedicated Services & Fixed Wireless Access (FWA)

From the Shop option

Select Product Package



Product Package Configuration

- Select the Product Package
- Select the Product Package Offering
- Select the Company
- Enter Group Name (if desired to change)

Complete all applicable configuration options prior to moving to the Order process. Refer to the Internet Dedicated Services & Fixed Wireless Access (FWA) Package Job Aid for step by step instructions.

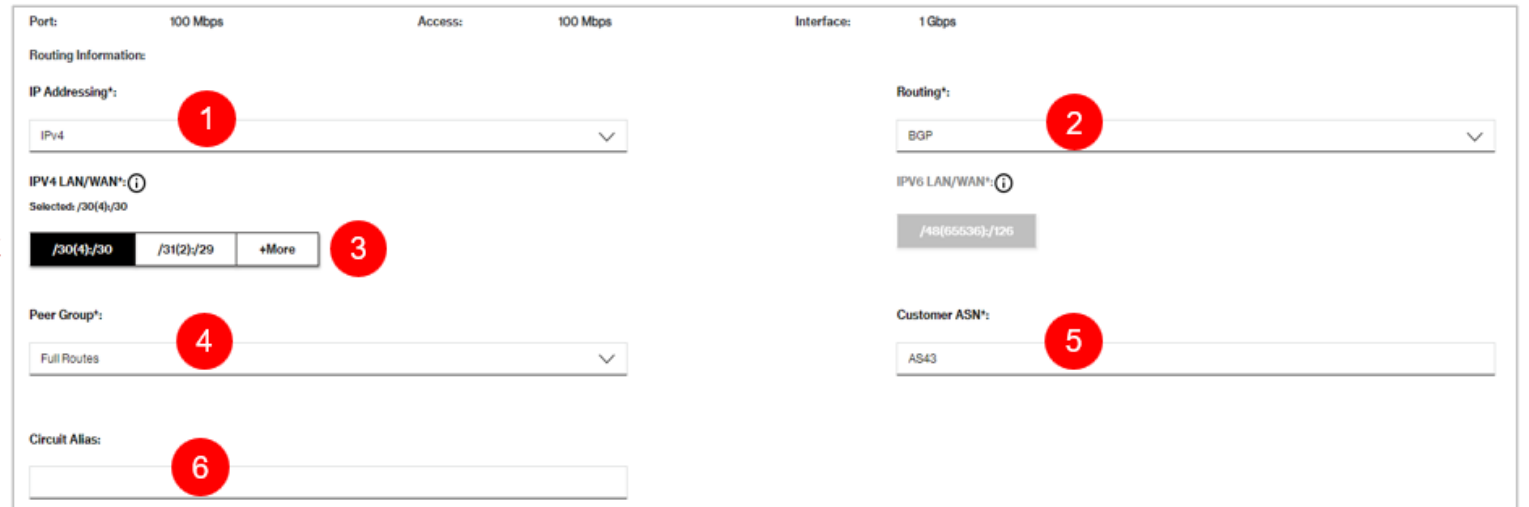
Internet Dedicated+ Ordering Enhancement

Internet Dedicated+ Ordering Enhancement

Choose the exact IPv4 or IPv6 allocation for the IP address and capture Peer Group and Customer Autonomous System Number (ASN) information required for provisioning the order. Upon completing the Administration portion of the Order, move forward to the Configuration portion.

Choose the following **Configuration selections**

1. IP Addressing: IPv4 | IPv6 | Dual stack | IPv6 Tunneled
2. Routing: BGP | Static
3. IPV4 LAN/WAN: /30(4)/30 | /31(2)/29 | +More
4. Peer Group: Full Routes | Default Only | Full and default
5. Customer ASN
6. Circuit Alias (if needed)

A screenshot of a configuration form for a circuit. The form is divided into two columns. The left column contains: "Port: 100 Mbps", "Access: 100 Mbps", "Interface: 1 Mbps", "Routing Information:", "IP Addressing*" (dropdown menu with "IPv4" selected and a red circle 1), "IPV4 LAN/WAN*" (dropdown menu with "Selected: /30(4)/30" and a red circle 3), "Peer Group*" (dropdown menu with "Full Routes" selected and a red circle 4), and "Circuit Alias:" (text input field with a red circle 6). The right column contains: "Routing*" (dropdown menu with "BGP" selected and a red circle 2), "IPV6 LAN/WAN*" (dropdown menu with "/48(65536)/126" selected), and "Customer ASN*" (text input field with "AS43" and a red circle 5). A red starburst badge with "NEW" is positioned to the left of the IPV4 LAN/WAN* field.

Move forward with the Order.

Delivery Worklist (Beta Release)

Delivery Worklist- (Beta Release)

Things to Know:

- Currently in a Beta Release- coming soon to the general user
- Delivery worklist is located on all worklist and can be configured under the Quick Links
- Pending Orders (default) on the delivery worklist will display all company's current pending orders
- All users with the Order role will automatically have the Delivery worklist
- Delivery will display Exchange, Non Exchange and Generic pending, canceled and completed orders

The screenshot shows the Verizon Business dashboard with the title "Delivery added to Quick Links." A red box highlights the "Delivery" link in the "Quick Links" section. Below the dashboard, there are several data cards: "My Quotes" (Total Quotes: 621), "My Orders" (Total Orders: 30), and "My Repairs" (Total Repairs: 0). The dashboard also includes a "Quick Lists" table with columns for Quote, Order, and Repair, and a "View Worklist" button.

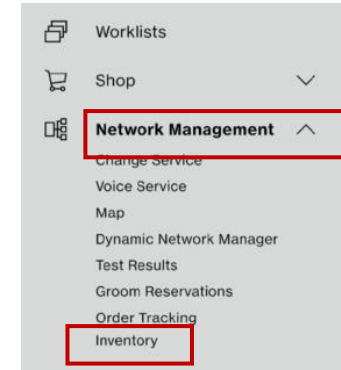
The screenshot shows the Verizon Business dashboard with the title "Delivery added to worklist." A red box highlights the "Delivery" link in the top navigation bar. Below the navigation bar, there is a search bar and a dropdown menu for "Pending Orders (Default)". The dashboard also includes a "Filter by" section with dropdowns for "All Companies", "All Products", "All Activity", and "Pending". A table of pending orders is displayed below the filters.

Customer Name	Order ID	Order Name / PON	Product	Service Order ID	Status	Speed	Activity	End User Name	Requested Due Date	Vz Committed Due Date
		010102TEST1041	Wave (Metro/Regional OWS)		Pending		Install		01/31/2024	
		010102TEST780	Wave (Metro/Regional OWS)		Pending		Change		01/31/2024	
		010221TEST3375	Switched E-Line (Metro/Regional TLS)		Pending		Install		03/22/2024	
		010221TEST3376	Switched E-Line (Metro/Regional TLS)		Pending		Install		03/08/2024	

Network Management: Inventory

Inventory

- Retrieve a list of circuits impacted by decommissioning activity for services purchased through Verizon Business and former XO entities. In addition, customers can view all their decommissioning notifications and initiate an information request or inquiry to Verizon as needed.



Things to Know:

- Inventory availability is based on user roles (must have Quote and Order access).
- Max inventory display is 2K, if max is exceeded a file will be provided.
- Users will receive an email when a new Notification is sent, or comments are added.

What you can do:

- Search by Circuit ID or Location
- Arrange worklist and customize columns
- Download inventory into a csv file
- View notifications

Inventory
Decom Program

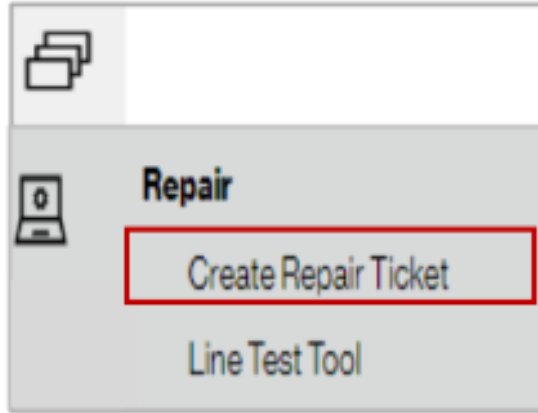
Search by Circuit ID or Location or Clear to return to full list

[Notifications](#) [Customize Columns](#) [Download](#)

Circuit ID ↑	Disconnect Date ↑	Discontinuance Date ↑	A Location ↑	Z Location ↑
1XASX A9S 0002	01/01/1900	01/01/1900	**DUPLICATE OF SPT**DUPLICATE OF SPT** New York NY 10022	
W1A43842	01/01/1900	01/01/1900		
W1C00191	01/01/1900	01/01/1900		
W1C59518	01/01/1900	01/01/1900		
W1C65737	01/01/1900	01/01/1900		
W0W13816	01/01/1900	01/01/1900	3300 TARHEEL DR RALEIGH NC 27609	500 N MAIN ST MARION NC 28752

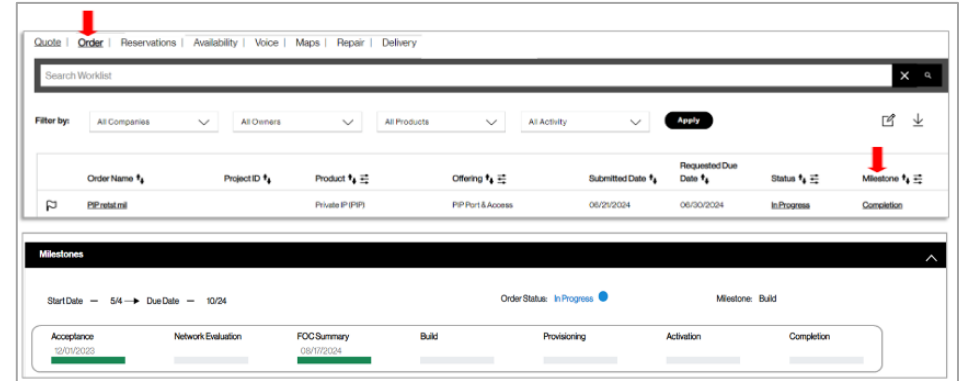
User Experience Improvements

User Experience



Hamburger Menu (≡)

- Repair section was added to start actions from the menu.



Order Requests

- Orders previously found on the Request Worklist are now included on the Order Worklist, and have milestones available.

verizon
business