



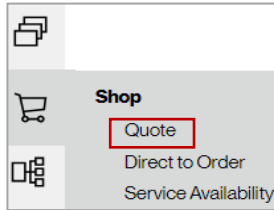
# Internet Dedicated Access (IDA) Quote Job Aid

TDM/SONET Handoff

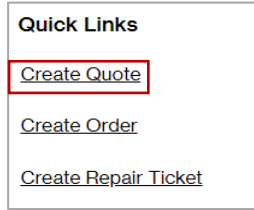
## Getting Started

There are **three** ways to create a Quote

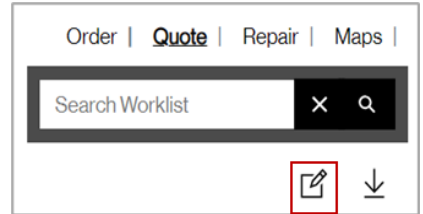
Option 1: From **Shop**



Option 2: From **Quick Links**



Option 3: From **Quote Worklist**



## Quote Configuration

1. Select Product Name: **Internet Dedicated Services**
2. Select Product Offering: **Internet Dedicated Access**
3. Choose **Company Name** from the drop down
4. Create **Request Name** (minimum of 4 characters maximum of 12)

**Quote Configuration**

<b>Product Name *</b> Internet Dedicated Services <span style="float: right; border: 1px solid red; border-radius: 50%; padding: 2px 5px;">1</span>	<b>Product Offering*</b> Internet Dedicated Access <span style="float: right; border: 1px solid red; border-radius: 50%; padding: 2px 5px;">2</span>	<b>Company *</b> --Select One-- <span style="float: right; border: 1px solid red; border-radius: 50%; padding: 2px 5px;">3</span>
<b>Request Name*</b> IDASOF <span style="float: right; border: 1px solid red; border-radius: 50%; padding: 2px 5px;">4</span>		

5. Download **Quote Template**

5
Template

<b>Request Type*:</b> Quote <span style="float: right;">▼</span>	<b>Order Type*:</b> Install <span style="float: right;">▼</span>	<b>Remarks:</b> Remarks <span style="float: right;">↕</span>
<b>Contact Name*:</b> <input style="width: 90%;" type="text"/>	<b>Contact Email*:</b> <input style="width: 90%;" type="text"/>	Remaining Character: 255
<b>Contact Phone*:</b> <input style="width: 90%;" type="text"/>		
<b>Upload Template</b> <div style="border: 1px dashed gray; padding: 5px; display: flex; align-items: center; margin-top: 5px;"> <span style="border: 1px solid gray; border-radius: 15px; padding: 2px 10px; margin-right: 5px;">Upload Files</span> <span>or drop files</span> </div> <p style="font-size: 0.8em; margin-top: 5px;">The total combined allowed file size is 10 MB. File type accepted: pdf, xls, doc and txt.</p>		



# Internet Dedicated Access (IDA) Quote Job Aid

TDM/SONET Handoff

## Quote Configuration (continue)

- After completing the template, click **Upload Files** to add the quote details to the request
- Click **Submit**

Request Type\*:  Order Type\*:

Contact Name\*:  Contact Email\*:

Contact Phone\*:

Remarks:

Remaining Character: 255

Upload Template

**6**  or drop files

The total combined allowed file size is 10 MB.  
File type accepted: pdf, xls, doc and txt

**7**

The **Submitted Quote** will be displayed on the **Request Worklist** (A completed status will be displayed when pricing is returned. Click the **Request Name** link to access and download the price quote (PDF file).

Maps | Repair | Order | **Request** | Availability | Voice | Quote

Search Worklist

Filter by:

Request Name†	Company Name†	Product Name†	Submitted Date†	Request Type†	Activity†	Status†
<a href="#">IDASOF</a>	CLE	Internet Dedicated Services	12/14/2023	Order	Install	Completed